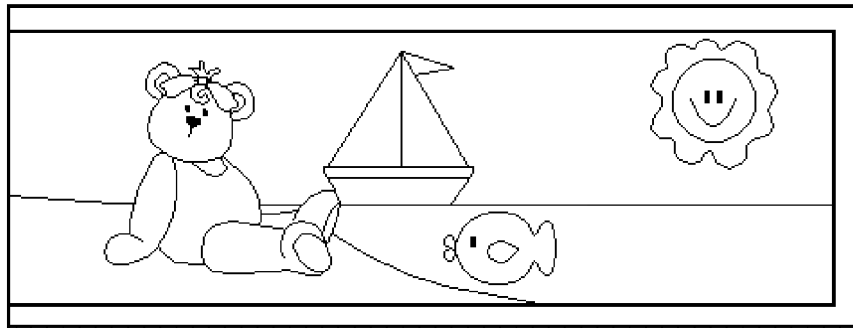



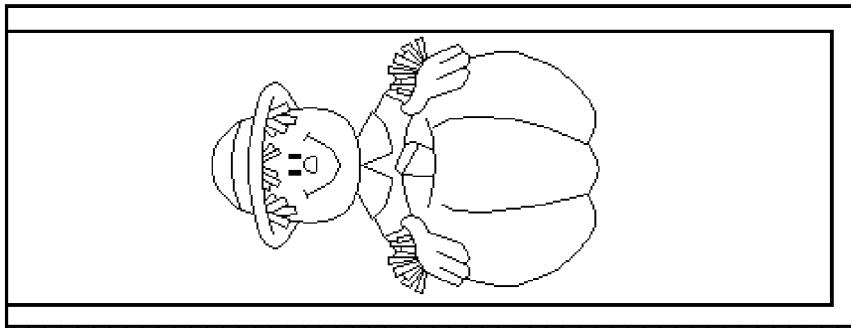

Summer



Bookmarks - ©BillyBear4Kids.com

Print out the bookmarks on a heavy sheet of paper. We like to laminate our bookmarks so they will last longer. Use a hole punch to put a hole in the top of the book... add a bit of yarn... tie it off like a tassel. Bookmarks make great gifts!

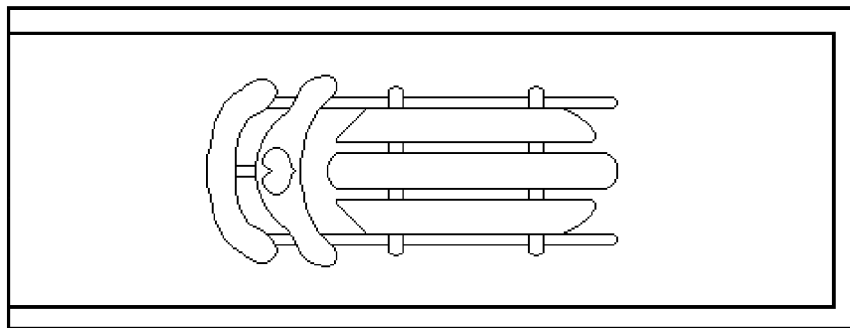
Fall



Bookmarks - ©BillyBear4Kids.com

Print out the bookmarks on a heavy sheet of paper. We like to laminate our bookmarks so they will last longer. Use a hole punch to put a hole in the top of the book... add a bit of yarn... tie it off like a tassel. Bookmarks make great gifts!



Winter



Bookmarks - ©BillyBear4Kids.com

Print out the bookmarks on a heavy sheet of paper. We like to laminate our bookmarks so they will last longer. Use a hole punch to put a hole in the top of the book... add a bit of yarn... tie it off like a tassel. Bookmarks make great gifts!

Spring



Bookmarks - ©BillyBear4Kids.com

Print out the bookmarks on a heavy sheet of paper. We like to laminate our bookmarks so they will last longer. Use a hole punch to put a hole in the top of the book... add a bit of yarn... tie it off like a tassel. Bookmarks make great gifts!